


North-Line 42 Wheelhouse




€ 725,000

 Sleeping places
5

 year built
2019

 Berth
Eernewoude

 Category
Speedboat / Sport
cruiser



Willem Beekhuis

+316-19730566 / +3150-2111780

Available

 2026/06/01 16:50

Bow thruster and stern thruster, generator, wastewater tank, shore power, AIS, autopilot, etc. This North Line 42 Wheelhouse is in excellent condition. Built for long sea voyages.

Dimensions

12,51 x 3,85 x 1,13 m.

Construction material

GRP

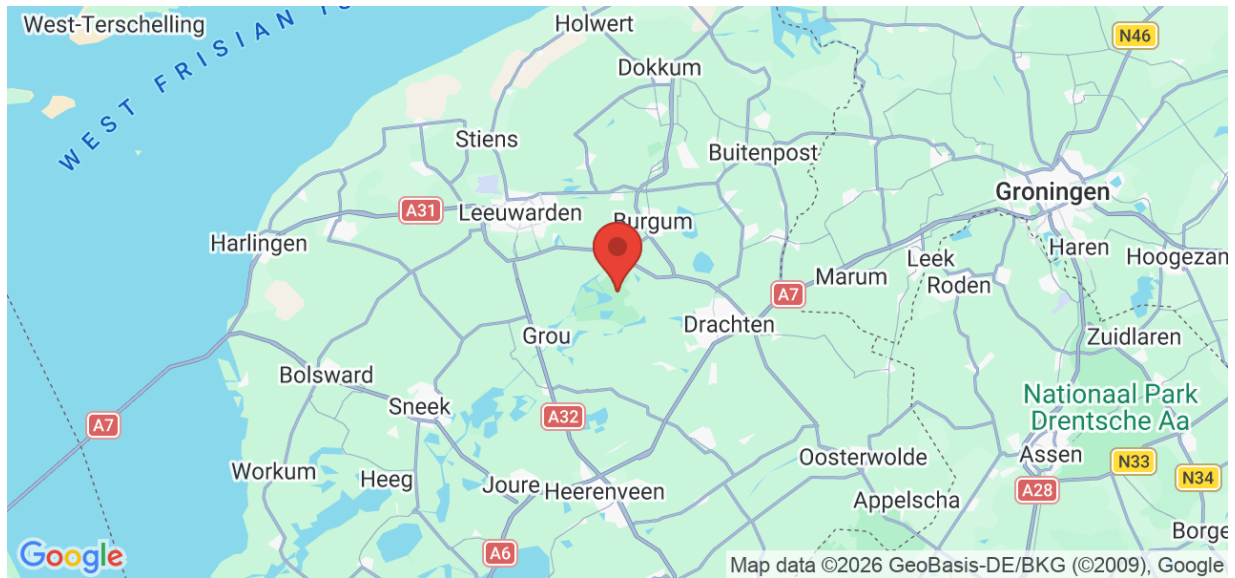
Engine

2 x Cummins 480 HP (353 kW) Diesel

Reference number

252041

Berth



General

17 Photos [↗](#)

The North Line 42 Wheelhouse's design is derived from the early Nelson patrol ships and, thanks to its larger beam, has been adapted for yacht use. Its seaworthiness and fantastic handling characteristics at all speeds have been retained. The North Line 42 Wheelhouse is a very comfortable motor yacht, built for long voyages.

This North Line 42 Wheelhouse is in excellent condition, and the owner spares no expense. The interior of this North Line 42 Wheelhouse is in pristine condition.

This beautiful North Line 42 Wheelhouse is ready for years of carefree sailing pleasure. A MUST SEE!

Construction material	GRP
Hull shape	Round bilged with deep - V
Deck	Teak (8 mm.) on GRP
Superstructure	GRP
Rudder	2 x
Steering system	Hydraulic wheel steering
Windows	Gebo tinted double glazing in aluminium frames
Displacement	10,899 kg.
Airdraft	3.20 m.
Yard	North-Line Yachts, Harlingen (Holland)
Designer	Arthur Mursell TT Boat Design
Building number	4206
CE-category	A

Accommodation

4 Photos 

Material	Blonde teak interior
Saloons	Wheel house, Saloon, Fore ship with owner's cabin, Aft cabin with guest's cabin
Cabins	2
Berth	5
Headroom wheelhouse	2.00 m.
Headroom saloon	2.03 m.
Headroom fore ship	2.00 m.
Headroom aft cabin	2.16 - 1.52 m.
Bedsizes guest's cabin	2.05 x 0.78 m. (starboard) and 2.05 x 1.40 m. (portside)
Bedsizes owner's cabin	2.05 x 1.63 m.
Toilet	2 x Toilet room with an electric toilet and sink
Shower	In both toilet rooms
Television	TCL
Radio	Jensen JHD40BT
Cooking device	Bosch 4 - flame induction cooker
Magnetron / combi oven	Sharp
Refridgerator	Isotherm 130 litres and 65 litres cooling drawer with Isotherm compressor
Heating	Webasto Air Top 55
Washing machine / dryer combi	LG Direct Drive 8 / 5 kg.

Engine

15 Photos 

Brand / type	Cummins QSB 6.7 480
Power	480 HP, 353 kW
Number of cylinders	6
Cooling system	Intercooling
Year built	2019
Number of engines	2
Hours	820
Fuel	Diesel
Fuel tank(s)	2 x 525 Litres and 1 x 1.050 litres (all plastic)
Tank meter	2 x VDO
Gearbox	2 x ZF hydraulic
Propulsion	2 x V - drive with water lubricated shaft

Trim tabs	Bennett
Cruising speed	18 Kn.
Max. speed	28 Kn.
Instruments	2 x Tachometer, 2 x Watertemperature, 2 x Oilpressure (all Mercury) and Mercury VesselView 703 Multi-engine
Bow thruster	Maxpower 120 kgf
Stern thruster	Maxpower 120 kgf
Engine control	Electronic
Other	Engine hatch electrically operated

Electrics

7 Photos 

Voltage	12, 24 and 220 Volt
Batteries	1 x 50 Ah Optima Red Top (July 2025), 4 x 200 Ah VMF GEL Deep Cycle (July 2025), 2 x 200 Ah Victron AGM
Shore power	With earth leakage switch
Alternator	2 x 24 Volt
Batterycharger	Victron Quattro 24/3000/70 70 A. and Victron Blue Smart Charger 12/5 5 A.
Generator	Cummins Onan 7 kVA 1,500 RPM
Inverter	Victron Quattro 24/3000/70 3,000 W.
Converter	Victron Orion 24/12-40 40 A.
Isolation transformer	Victron Isolation Transformer 3,600 W. (August 2025)
Control panel	Switch panel
Voltmeter	2 x Mercury
Battery-conditionmeter	Victron Color Control

Water

Water tank(s)	596 Litres plastic
Pressure system	Electric
Hot water	Appeex. 60 litres water heater (heated over engine and 220 Volt) and Quooker in the galley
Freshwater meter	VDO
Holding tank	427 Litres plastic with deck outlet and pump (also greywater tank)
Holdingtank meter	Wema

Navigation and electronics

7 Photos 

Navigation lights	Yes
Compass	Ritchie
Log / speed	Raymarine
Depth sounder	Raymarine
Autopilot	Raymarine p70Rs
Rudder position	Raymarine
Radar	Raymarine Quantum
GPS	Raymarine
Chartplotter	Display on Raymarine Axiom 2 XL 16
Multifunction display	2 x Raymarine Axiom 2 XL 16
VHF	Raymarine Ray Mic 60/70
A.I.S.	Raymarine
Other	With Raymarine YachtSense Link Multifunction Marine Mobile Router

Deck equipment

18 Photos 

Anchor	1 x
Anchor winch	Lofrans Tigres electric
Stern shower	With warm/cold water
Railing	Stainless steel
Schwimming ladder	Stainless steel with plastic
Schwim platform	Stainless steel with teak
Cockpit table	Teak
Selfdraining cockpit	Yes
Other	Mast to be lowered electrically

Safety

1 Photos 

Life raft	Safeguard 4 - persons (must be inspected)
Bilge pump	1 x Hand, 5 x electric
Wiper	3 x Speich
Fire prevention	2 x Fire extinguisher and automatic fire extinguisher in engine room